



ARDEX AF 180 MS

One-Component Heavy Duty Adhesive

MS Polymer adhesive for resilient floor coverings, VCT and LVT

Moisture, weather and water resistant

Suitable for internal and external use



ARDEX Australia Pty Ltd
2 Buda Way,
Kemps Creek, NSW 2178
Phone: 1300 788 780
Email: technicalservices@ardexaustralia.com
www.ardexaustralia.com

ARDEX New Zealand Ltd
15 Alfred Street, Onehunga Auckland,
New Zealand 1061
Phone: 0800 227 339
Email: info@ardexnz.com
www.ardex.co.nz

ARDEX AF 180 MS

One-Component Heavy Duty Adhesive

DESCRIPTION

ARDEX AF 180 MS is a solvent free, low odour, wet bond MS Polymer based floor covering adhesive. ARDEX AF 180 MS is protected from biodegradation and has good resistance to plasticiser migration. ARDEX

AF 180 MS is considered Low VOC and meets the requirement guidelines for the EMICODE licence 'EC1 PLUS R', achieving very low emission limits.

USE

ARDEX AF 180 MS is ideal for internal and external installation of all LVT, resilient floor coverings and linoleum in their respective intended commercial or domestic applications. It is also suitable for rubber floor coverings artificial grass and can be used with all ARDEX levelling and smoothing compounds in both commercial and domestic locations.

ARDEX AF 180 MS is suitable for use with chairs fitted with castor wheels.

PRIMING

Priming is not required.

SUBSTRATE PREPARATION

The subfloor must contain an effective damp proof membrane and be dry, with an equilibrium relative humidity of 80% or below. Where an effective damp proof membrane is absent, or the relative humidity of the subfloor is above 80% RH contact ARDEX Technical Services for the correct product selection.

The surface being adhered to must be clean, firm and free dust, dirt, oil, grease, curing compounds, release agents and other barrier materials. The surface being adhered to must also be sound and smooth in accordance with the relevant clauses of AS 1884. Any dust should be removed using suitable vacuum equipment, prior to applying ARDEX AF 180 MS, as it can affect both the coverage and performance of the adhesive.

Uneven subfloors should be levelled with the appropriate ARDEX levelling, patching and smoothing compounds.

Joints, nail holes and imperfections in plywood, or minor surface damage to existing levelling and smoothing compounds i.e. footprints or trowel marks, may be pre-smoothed and levelled prior to the application of ARDEX AF 180 MS.

Fabricated underlays such as flooring grade plywood, should be installed where required over existing timber bases. Wood-based fabricated underlays should be suitable for the floor covering and be at the equilibrium moisture content they will have in service at the time they are covered. Light organic solvent preservative (LOSP) treated plywood is not a suitable substrate.

MIXING

ARDEX AF 180 MS is ready for use and does not require mixing.

APPLICATION

The installation area and subfloor should be kept at the recommended temperature as specified by the floor covering manufacturer and the relevant clauses of AS 1884. These temperatures need to be maintained 48 hours prior to installation, during installation, and 48 hours after installation.

ARDEX AF 180 MS should be applied evenly to the suitably prepared substrate using the appropriate serrated trowel, held approximately at a 60 degree angle to the subfloor, to maximise coverage and avoid forming pools of adhesive.

Depending on the type of installation, the following advice should be observed:

Floor coverings should be applied directly into the wet adhesive on absorbent backgrounds after the airing time, between 5-20 minutes depending on ambient conditions. Allowing the adhesive to air will improve early stage grab.

Only apply sufficient adhesive that can be covered within the working time, usually 35 minutes. Periodically check that the adhesive has transferred to the rear of the floor covering.

Remove any air pockets whilst the adhesive is still wet, and roll the floor covering with a roller (minimum 25kg) and/or a smoothing tool if required. Roll from side to side first and then end to end. Rolling will ensure good overall contact and minimise the potential for adhesive show through.

Some floor coverings may benefit from further rolling/smoothing after approximately 30 minutes. Heat welding should only commence once the adhesive has dried sufficiently after 24 hours.

Do not allow the floor to be wet cleaned immediately after the floor covering has been installed. Allow significant time for the adhesive bond to develop before wet cleaning commences, typically 48 hours at 20°C

SUITABLE TEMPERATURES

ARDEX AF 180 MS is suitable for use over underfloor heating systems and is classified as high temperature resistant. ARDEX AF 180 MS is suitable for use in areas of high solar gain such as conservatories and northerly facing aspects. The surface floor temperature must not exceed 50°C for prolonged periods.

ARDEX AF 180 MS is suitable for use in cool rooms and freezers. At least 3 days prior to the installation, during the installation and at least 3 days after the installation the subfloor temperature must be at least 15°C and the air temperature must be 18°C. Please confirm with the flooring manufacturer if their product is suitable for use at these temperatures.

ARDEX AF 180 MS

One-Component Heavy Duty Adhesive

CLEANING

Remove spills or seepage with heavy duty cleaning wipes. Aggressive cleaning agents should only be used with the permission of the floor covering manufacturer.

PACKAGING

ARDEX AF 180 MS is packed in plastic foil sealed pails 12kg net weight.

COVERAGE

See table below. The actual coverage achieved in practice is affected by application technique, as well as the texture and absorbency of the subfloor.

SHELF LIFE

ARDEX AF 180 MS has a shelf life of 12 months when stored in the original unopened packaging, in a dry place at 23°C and 50% relative humidity. Replace foil seal to top of product when not in use. When using previously opened product remove any skin that has formed during storage between uses.

PAY ATTENTION TO THE FOLLOWING

Before any substrate preparation, installation or finishing methods relating to ARDEX product are undertaken, please be aware of any potential risks and use appropriate PPE (personal protective equipment). This may involve contacting substrate manufacturers for Safety Data Sheets.

PACKAGING

12 KG pail.

SAFETY DATA

Harmful to aquatic life with long lasting effects.





If eye contact occurs: Wash out immediately with water.

If irritation continues, seek medical attention. Removal of contact lenses after eye injury should only be undertaken by skilled personnel. If skin or hair contact occur: Flush skin and hair with running water (and soap if available). Seek medical attention in event of irritation. If inhalation occurs: If fumes, aerosols or combustion products are inhaled remove from contaminated area. Other measures are usually unnecessary. If ingested: Immediately give a glass of water. First aid is not generally required. If in doubt, contact a Poisons Information Centre of doctor.

Dispose of contents/container to authorised hazardous or special waste collection points in accordance with any local regulations

TECHNICAL DATA	
Airing Time *	5 - 20 minutes
Working time	35 minutes
Open Time	40 minutes
Specific Density	1.4
Coverage	See table

*The time the adhesive must be left open before applying the floorcovering. This will vary depending on the absorbency of the subfloor and ambient conditions. The guidance from the floor covering manufacturer should always be followed if different from the information contained in this Technical Data Sheet.

Flooring Type	Trowel Size	Coverage
LVT Vinyl, PVC and CV flooring, Rubber flooring	A1 	1.1 1.5 0.5 55° Up to 40m ²
LVT Vinyl, PVC and CV flooring, Rubber flooring	A2 	1.4 1.7 1.3 55° Up to 37m ²
Rubber floorings with sanded back < 3.2mm	B1 	2.0 2.4 2.6 55° Up to 27m ²
Needle fleece, Artificial grass	B2 	2.55 3.0 2.0 55° Up to 13m ²

ARDEX AF 180 MS

One-Component Heavy Duty Adhesive

GUARANTEE

ARDEX Australia Pty Ltd ("we" or "us") guarantees this product ("our goods") is free from manufacturing defects and will perform to any applicable specification published by us for 10 years from the date of purchase. Our liability under this guarantee is limited at our option to replacement of the product, repair of any damage to the immediate surface or area of application of the product, or compensation, in each case if we are satisfied loss or damage was due to a breach of this guarantee. This guarantee does not apply if damage or loss is due to failure to follow published instructions or any act or circumstance beyond our control, including shade variations and efflorescence. If you wish to make a claim under this guarantee you must notify us (ARDEX Australia Pty Ltd, 2 Buda Way, Kempers Creek, NSW 2178; Toll Free: 1800 224 070; Email: technicalservices@ardexaustralia.com) and provide evidence of your purchase of the product within 30 days of any alleged loss or damage occurring. We reserve the right to ask you for satisfactory evidence of any alleged loss or damage. Any claim under this guarantee is at your cost. This guarantee is in addition to any rights or remedies you may have as a "consumer" under the Australian Consumer Law and to that extent you need to be aware that: "Our goods come with guarantees that cannot be excluded under the Australian Consumer Law. You are entitled to a replacement or refund for a major failure and for compensation for any other reasonably foreseeable loss or damage. You are also entitled to have the goods repaired or replaced if the goods fail to be of acceptable quality and the failure does not amount to a major failure".

DISCLAIMER

The technical details, recommendations and other information contained in this data sheet are given in good faith and represent the best of our knowledge and experience at the time of printing. It is your responsibility to ensure that our products are used and handled correctly and in accordance with any applicable Australian Standards. Our instructions and recommendations are only for the uses they are intended. Users are advised to confirm that this product is suitable for their application and conforms with the specifications of the system. We also reserve the right to update information without prior notice to you to reflect our ongoing research and development program. Country specific recommendations, depending on local standards, codes of practice, building regulations or industry guidelines, may affect specific installation recommendations. The supply of our products and services is also subject to certain terms, warranties and exclusions, which may have already been disclosed to you in prior dealings or are otherwise available to you on request. You should make yourself familiar with them.

© ARDEX Australia Pty Ltd 2025.

All aforementioned products are the trade marks of ARDEX Australia Pty Ltd, its licensors and affiliates.

This data sheet was issued in November 2025 and is valid for 3 years, in some instances a newer version may be published. Always refer to ardexaustralia.com for the latest technical data from ARDEX Australia Pty Ltd.